








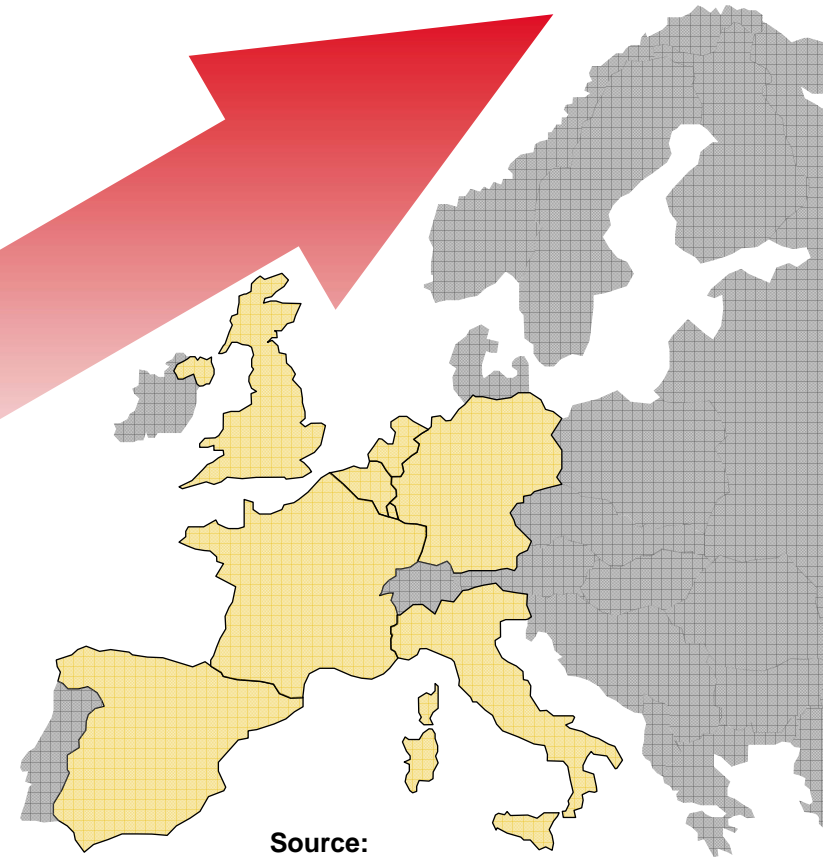


ESP Installation Rate 2003 - 2005 by New Car Registration

ESP Installation Rate Europe *

	2003	2004	2005
Europe ²	29%	37%	40%
 Sweden ¹	15%	69%	85%
 Germany ²	55%	67%	72%
 Luxemburg ²	n.a.	44%	50%
 France ²	35%	39%	42%
 Spain ²	25%	32%	41%
 Belgium ²	n.a.	33%	41%
 Netherlands ²	n.a.	29%	37%
 UK ²	20%	29%	36%
 Italy ²	14%	24%	31%



Source:

¹ Swedish Road Administration

² Robert Bosch GmbH

* New Car Registrations 2005

Chassis Systems Control

1

CC/MKP2 | 04/08/2006 | 1314 | © Robert Bosch GmbH reserves all rights even in the event of industrial property rights. We reserve all rights of disposal such as copying and passing on to third parties.



BOSCH